



Norwich Study Centre

FLYING CLASSROOMS

STUDENT HANDBOOK
for over 18s



 +44 (0)1603 619 091

 info@flyingclassrooms.co.uk

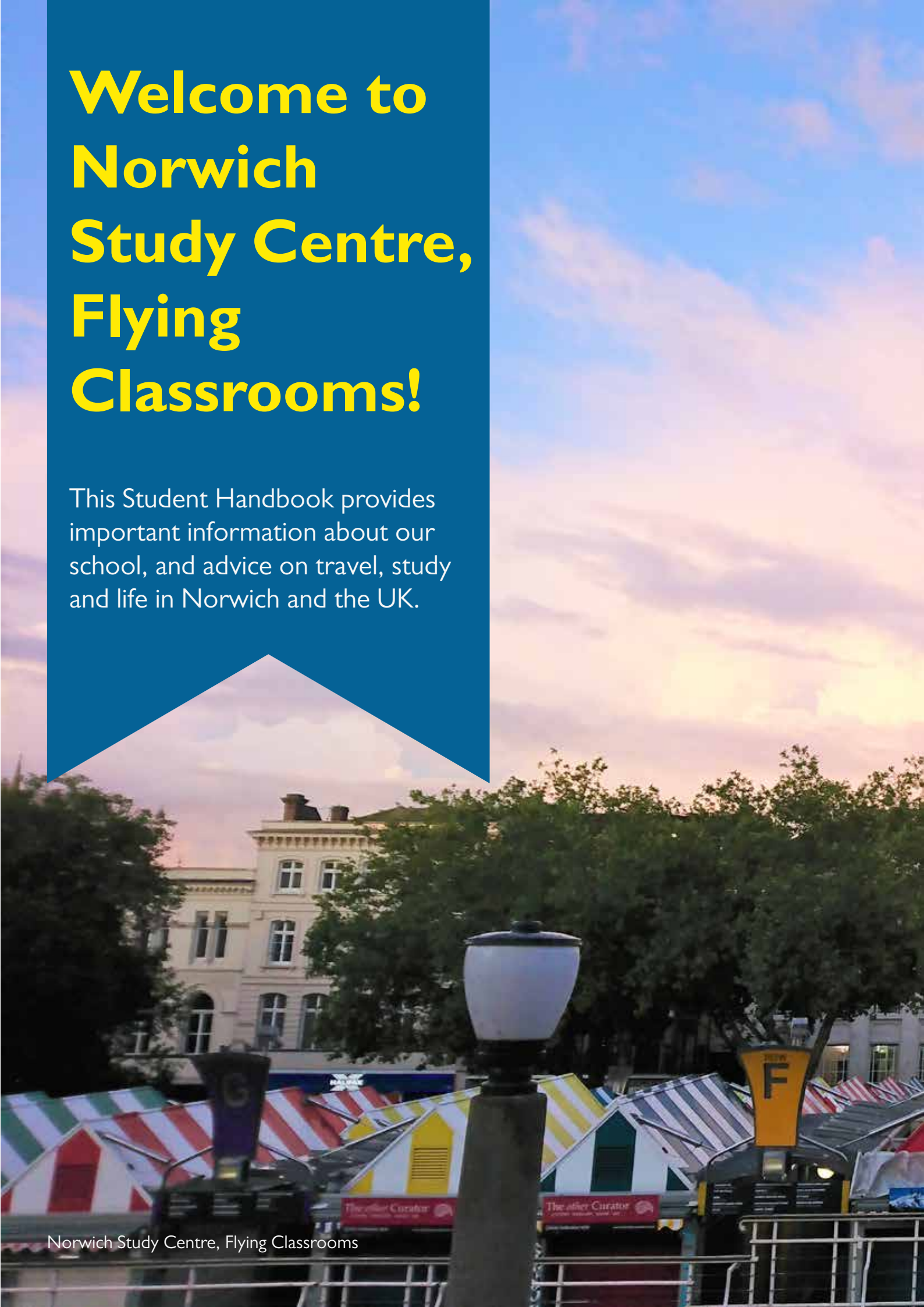
 www.flyingclassrooms.co.uk

Accredited by the
 **BRITISH COUNCIL**
for the teaching
of English in the UK

ENGLISHUK 
member

Welcome to Norwich Study Centre, Flying Classrooms!

This Student Handbook provides important information about our school, and advice on travel, study and life in Norwich and the UK.





Contents

Welcome	6	Teacher training for language teachers	21
Important Information	6	Intercultural training	21
School opening hours	6	Content and Language Integrated Learning (CLIL)	21
School contact details	6	English for professionals	21
Emergency contact	6	Bespoke courses	21
Travelling to Norwich	7	During Your Course and Classes	22
Arriving in the UK	7	Changing levels	22
Arriving in Norwich	7	Textbooks and resources	22
Arriving on Your First Day	9	Mobile phones	22
Finding us	9	Food and drink	22
Contacting us	10	Attendance and Holidays	23
Registration	10	Attendance	23
Our School Timetable	10	Lateness	23
How We Can Help	11	Booking holiday	23
Our staff	11	Health and Safety	24
How we can help	12	Good Manners	24
Come and talk to us!	13	Smoking	24
The School Office	14	Drugs and alcohol	24
Student cards	14	Theft	24
Mobile phone SIM cards	14	E-safety	24
Contacting us	14	Contact with school staff	25
School Facilities and Security	14	Complaints Procedures	26
What you can find here	14	Formal complaints	27
Personal belongings and valuables	14	If your complaint is not resolved	27
Social Activities	15	Useful Information	28
Learn, explore and meet new people	15	Registering with a doctor	28
Social activities price list	15	Registering with a dentist	29
Accommodation	16	In school	29
Feel at home	16	Outside school	29
Our Courses and Terms	17	Banks and money	30
Our terms	17	Post office	30
The CEFR: A global standard	18	Library	30
General English (15 hours per week)	19	Insurance	30
General English Plus (21 hours per week)	19	Legal issues	31
Exam preparation	20	Police	31
		Age restrictions and related sales	31
		Motoring offences	31

What To Do in an Emergency 32

Fire and evacuation procedures 32



Welcome

Welcome to Norwich Study Centre, Flying Classrooms!

This handbook provides information about studying at Norwich Study Centre (NSC). It also offers help and advice about living in Norwich and the UK. You will find information about:

1. Travelling to Norwich
2. Our staff and school
3. Living and studying in Norwich and the UK
4. What to do in an emergency

We welcome many students to our school, of a wide range of ages. They come from many different countries, with different levels of English and they have a variety of aims. Whatever you hope to achieve, we can help you succeed.

Our teaching might be different from the teaching at other schools you have attended. In our classes, we aim to help our students to communicate in English. We try to give you lots of opportunities to speak and work together to practise what you learn here.

We care about your goals. We also know that learning English can be hard sometimes. We will help you to manage the challenges that you may face during your studies. We will build your confidence and independence, giving you the support you need to achieve your goals.

We wish you a very happy, rewarding and productive time with us at Norwich Study Centre!

Kumi Wiedmann
School Director

Important Information

School opening hours

Monday to Thursday
09:00 – 17:00

Friday
09:00 – 16:00

School contact details

Norwich Study Centre,
Flying Classrooms

5 Tombland
Norwich
Norfolk
NR3 1HE
United Kingdom

+44 (0)1603 619 091
info@flyingclassrooms.co.uk
www.flyingclassrooms.co.uk

Emergency contact

+44 (0)7800 907 804

Travelling to Norwich

Arriving in the UK

Many of our students fly to the UK. There are a number of airports that you might use, including Norwich Airport, Stansted Airport, Gatwick Airport and Heathrow Airport. (See below for details.)

When you book your flight, please tell us when you will arrive in Norwich. (See below for more information about travelling to Norwich, or contact us for help or advice.)

If you are staying with a homestay host, we will contact them with your arrival time.

Airport	Flights To/From
Norwich Airport	Schipol Airport, Amsterdam
Stansted Airport	International
Gatwick Airport	International
Heathrow Airport	International

Arriving in Norwich

Travelling to Norwich by taxi

We can organise a taxi to collect you from Heathrow, Gatwick, Stansted or Norwich airports.

Please contact us to book a taxi.

Airport	Time	Price (pay on booking)
Norwich Airport	20 minutes	£20.00 (one way)
Stansted Airport	1-2 hours	£160.00 (one way)
Heathrow Airport	2-3 hours	£225.00 (one way)
Gatwick Airport	2-3 hours	£240.00 (one way)



Travelling to Norwich by coach

Coaches to Norwich travel from Heathrow, Gatwick, Stansted and Norwich airports.

For travel from Heathrow, Gatwick or Stansted, you can book online or by phone with **National Express**. (See below for details.)

Airport / Journey	Time
Stansted Airport	2-3 hours
Heathrow Airport	4-5 hours
Gatwick Airport	5-6 hours

National Express (coaches)

☎ +44 (0)8456 007 245
✉ www.nationalexpress.com

Travelling to Norwich by train

Trains travel between London Liverpool Street Station and Norwich Station every 30 minutes during the day. The journey takes less than two hours. Trains run from Stansted Airport to Norwich every 60 minutes and take less than 90 minutes. For more information, and to book tickets online.

Trainline.com

☎ +44 (0)333 202 2222
🌐 www.thetrainline.com/

Arriving with your homestay host

If you are staying with a homestay host, we can organise a taxi to transport you from the airport/station to your accommodation. Contact us for more information.



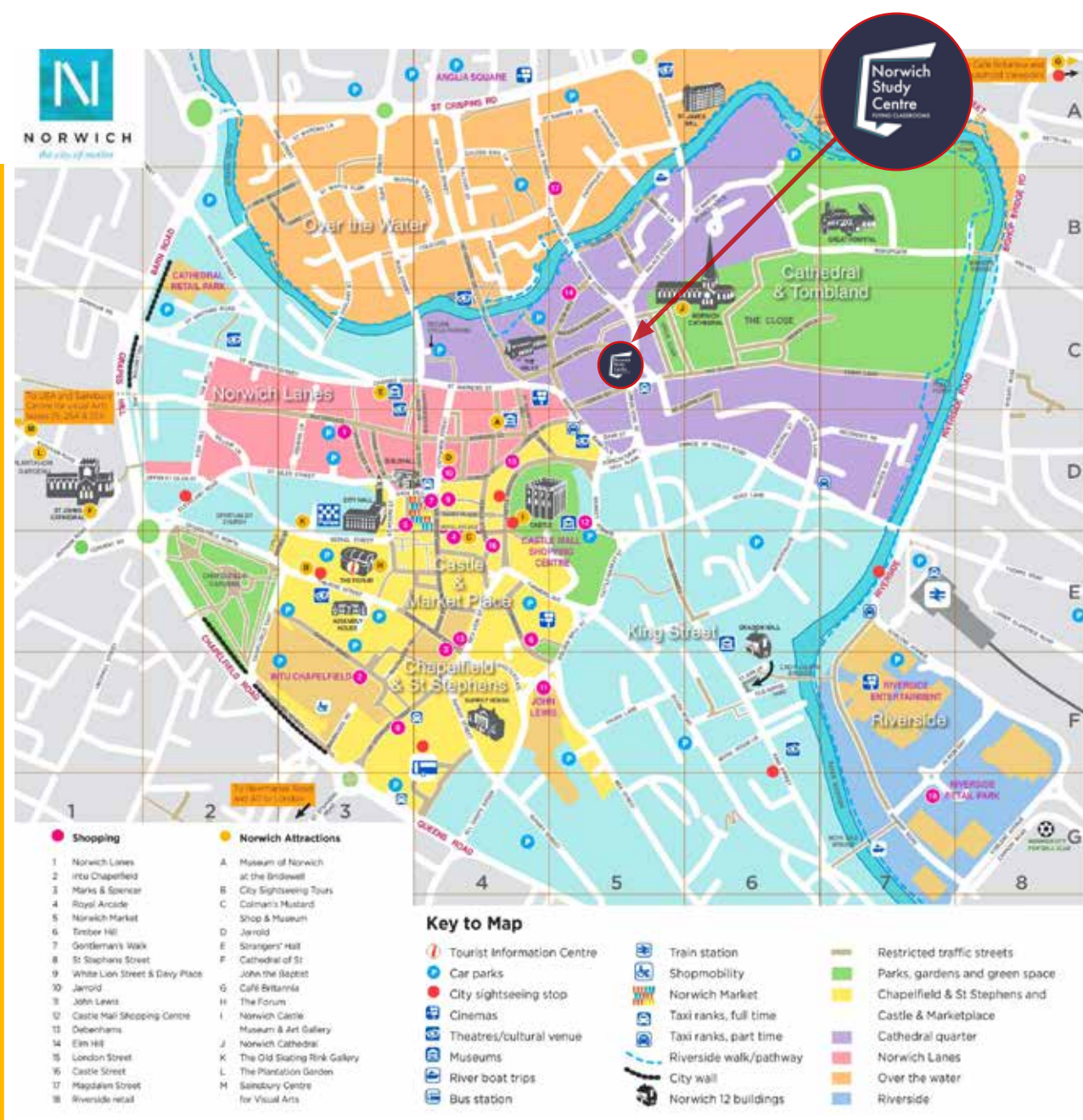
Arriving on Your First Day

Finding us

Our address is **5 Tombland, Norwich, NR3 1HE.**

Reception opening hours are: **09:00 - 17:00 (Monday - Thursday)**
09:00 - 16:00 (Friday)

You can find us opposite Norwich Cathedral. See the map below for more information. If you are staying with a homestay host, they will help you travel to the school on the first day.



Contacting us

You can contact us by email and by phone:

 info@flyingclassrooms.co.uk

 **+44 (0)1603 619091** during opening hours
+44 (0)7800 907804 for **emergencies**

Registration

On your first day, come to the school office (on the 1st floor) at 09:15. We will provide you with useful information, answer any questions you may have and explain the plan for your first day with us.

Our School Timetable

Monday	Tuesday	Wednesday	Thursday	Friday
9:30 - 11:00	9:30 - 11:00	9:30 - 11:00	9:30 - 11:00	9:30 - 11:00
Morning Break - 30 minutes				
11:30 - 13:00	11:30 - 13:00	11:30 - 13:00	11:30 - 13:00	11:30 - 13:00
Lunch Break - 1 hour				
14:00 - 15:30 (Afternoon course)	14:00 - 15:30 (Afternoon course)	14:00 - 15:30 (Afternoon course)	14:00 - 15:30 (Afternoon course)	

Note: Each class is 90 minutes long.




How We Can Help

Our staff

Director	
Kumi Wiedmann	
Teaching Staff	
Director of Studies	Andy Payne
Senior Teacher	Emma Elliott
Teacher	Jack Griggs-Smith
Teacher	Emma Woolfenden
Teacher	Emma Harris
Teacher	Tom Messenger
Teacher	Anastasiia Lomaka
Teacher	Fiona Padfield
Student Support Staff	
Office Manager	Kumi Wiedmann
Senior Student Officer	Emily Sims
Student Officer	Julie Ho
Student Officer	Badriya Abdullah
Administrative Assistant	Jun Kim
Safeguarding Officer	Kumi Wiedmann
Social Activities	
Social Activities Coordinator	Emily Sims
Caretaking	
Maintenance	Matt Dickerson
Cleaning	Blair Mercer

How we can help

For...	See...	
General help and information	 Kumi	 Emily
Questions about payments	 Emily	 Julie
Questions or complaints about facilities	 Kumi	 Jun
Questions or complaints about accommodation	 Badriya	 Emily
Exams classes and booking exams	 Andy	
Questions or complaints about your course, teaching or teachers	 Andy	

For...	See...
Advice on learning and useful academic resources	 Andy
Information on social activities	 Emily
Safeguarding and welfare (under 18s)	 Kumi

Come and talk to us!

If you are not happy, or if you are having any problems inside or outside school, and you need to talk to someone, come and talk to us **at any time.**

The School Office

Student cards

On your first day, we will give you a student card with the school's contact details and emergency contact number. If you lose your student card, please come to the school office as soon as possible to get a new one.

Mobile phone SIM cards

Free UK mobile SIM cards are available. Please come to the office to find out more.

Contacting us

Please tell us as soon as possible if you change your email, telephone number or address.

School Facilities and Security

What you can find here

At Norwich Study Centre, our school facilities include:

1. A student common room, where you can relax and enjoy free refreshments like coffee and tea, while you make new friends
2. A shared study room and library
3. A courtyard with tables & chairs and table tennis

Personal belongings and valuables

Please keep any valuables with you at all times. Do not leave your possessions unattended in the classrooms between lessons, or anywhere else in the school.



Social Activities

Learn, explore and meet new people

The school provides a wide range of social activities throughout the year.

Please note that students under 18 must have consent from a parent/guardian to join social activities.

Social activities price list

Note: Prices are approximate, based on a minimum of 10 students joining.

Activity	Price per student
London, full day with guide	£70
Cambridge, full day with guide	£55
Beach/seaside resort, half day	£25
Boat trip on the Norfolk Broads, half day	£35
Sainsbury Centre for the Visual Arts	£6
Norwich Quiz Tour	£5
Traditional English cream tea	£16
Ghost Walk	£12
Norwich Cathedral	£10
Norwich Castle Museum	£10
Strangers Hall Museum	£10
Bridewell Museum	£10
Sandringham	£45
Roller-skating	£13
Cinema	£10
Bowling	£15
Sports in the park	£5
Laser Tag	£15
Escape Room	£28
Student party	£5



*Substitute activities available in situations where planned activities can't go ahead
Norwich Study Centre, Flying Classrooms

Accommodation

Feel at home

Staying with a homestay host is the perfect opportunity to experience the British way of life. It is also one of the best ways to improve your English skills outside the classroom. Your homestay host will do their very best to make you feel at home.



Our Courses and Terms

Our terms

We have 4 terms each year. See below for our 2024 term dates. (Please note we are closed during bank holidays.)

Term	Start	End	Bank holidays
Winter term	Tuesday 2nd January	to Friday 22nd March	
Spring term	Monday 25th March	to Friday 21st June	29th March, 1st April, 6th May, 27th May
Summer term	Monday 24th June	to Friday 20th September	26th August
Autumn term	Monday 23rd September	to Friday 13th December	

In the middle of each term you will take a progress test. After the test, you will have a meeting with your teacher. During the meeting you can talk about your progress. Your teacher will give you advice, and will answer any questions you may have about your class or your learning plan.

The CEFR: A global standard

Our courses are based on the Common European Framework of Reference for Languages (CEFR). The CEFR is a global standard for learning, teaching and assessment. By designing our courses with the CEFR, we can help you move step by step towards your learning goals, building your skills and knowledge of English.

See below for an outline of the levels used in the CEFR.

Level	You can...
A1	<ul style="list-style-type: none"> Understand and use familiar everyday expressions with help Introduce yourself and answer questions about personal details, e.g. where you live Interact in a simple way with help, speaking slowly
A2	<ul style="list-style-type: none"> Understand and use familiar everyday expressions and very basic phrases to satisfy simple needs Introduce yourself and others, and answer questions about people you know and things you have
B1	<ul style="list-style-type: none"> Understand sentences and common expressions relating to basic personal information, activities, geography etc. Communicate in simple and routine tasks Describe your background, immediate environment and needs in simple terms
B1+	<ul style="list-style-type: none"> Understand the main points of spoken or written discourse on familiar matters regularly encountered in work, school, leisure etc. Deal with most situations likely to arise when travelling in an English-speaking area Produce simple connected text on topics which are familiar or of personal interest Describe events, experiences, dreams etc. and briefly give reasons and explanations for opinions and plans
B2	<ul style="list-style-type: none"> Understand the main ideas of complex text on both concrete and abstract topics, including technical discussions in your field or specialism Interact with a degree of fluency and spontaneity that makes regular interaction with native speakers possible without strain Produce clear, detailed text on a wide range of subjects and explain a viewpoint on a topic issue, giving the advantages and disadvantages of various viewpoints
C1	<ul style="list-style-type: none"> Understand a wide range of demanding, longer texts, and recognise implicit meaning Express yourself fluently and spontaneously without much obvious difficulty Use language flexibly and effectively for social, academic and professional purposes Produce clear, well-structured, detailed text on complex subjects, showing controlled use of organisational patterns, connectors and cohesive devices

General English (15 hours per week)

Our General English Standard course focuses on developing skills in the four core areas of reading, writing, speaking and listening. Using a practical approach based on the CEFR levels for language ability, our General English classes enable you to develop the confidence and skills you need to use English effectively in different situations. Whatever stage you are at in your language learning journey, our experienced teachers can help you progress to the next level and achieve your language learning goals.

We offer General English classes at six levels:

- Beginners (A1)
- Elementary (A2)
- Pre-intermediate (B1)
- Intermediate (B1+)
- Upper-intermediate (B2)
- Advanced (C1)

General English Plus (21 hours per week)

Students taking a General English Plus course attend morning and afternoon classes. (See [Our School Timetable](#) for details.) These classes focus on communicative skills, providing further listening and speaking practice.

In the afternoons, choose from:

- **SKILLS & CULTURE**

You will practise using language in real-life situations, sharing opinions and ideas and discussing information to improve your speaking and listening skills for life.

- **ENGLISH FOR WORK**

This course is practical and focuses on developing communication skills and language needed to work effectively in an English-speaking environment. The minimum level for this course is B1+.

Exam preparation

We offer IELTS and Cambridge English courses. These exams can be taken at the following levels:

Exam/Qualification	Minimum level
Cambridge Preliminary English Test (PET)	A2
Cambridge First Certificate in English (FCE)	B1
Cambridge Advanced English (CAE)	B2
IELTS	B1/B1+

If you have any questions about your exam, you can speak to your teacher or to our Director of Studies at school.

- **Taking the IELTS Exam**

The nearest IELTS exam test centre is in Norwich, which you can reach by train or car. The exam fee is around £200, depending on the location and test that you choose.

- **Taking the Cambridge Exam**

The exam fee is around £180, please come to the office for more information.

- **Trinity GESE Exam**

Our school is a Trinity GESE exam centre, so please come to the office if you would like to book an exam. The exam costs between £45 - £105.

Teacher training for language teachers

Our teacher training course is designed for both experienced language teachers who want to enhance their skills, and for new teachers looking to improve their pedagogic knowledge and develop teaching techniques that they can use in the classroom to help students with their grammar, vocabulary and pronunciation. Minimum level: B2

Intercultural training

Our Intercultural Training course is designed to help professional people develop their understanding of the meaning, value and significance of cultural diversity in relation to their professional practice. In addition to developing English language skills, participants will gain a deeper understanding of culture and intercultural communication and develop the skills they need to work or do business in a global and multicultural environment. Minimum level: B1+

Content and Language Integrated Learning (CLIL)

This course is designed for primary and secondary teachers who want to develop their specific English language knowledge in their own field or subject, and develop key practical skills for effectively using English in their classrooms. Minimum level: B1+

English for professionals

This course will develop your professional skills and improve your business perspectives in English, enabling you to take the next step in your chosen career or profession. Through a variety of engaging tasks and activities, you will gain confidence in making presentations, taking part in international meetings, intercultural networking, and much more. Minimum level: B1+

Bespoke courses

Alongside our established courses, we also offer bespoke courses tailor-made to you as an individual or to your group. We can work closely with you to design a programme to meet your specific needs so that your time studying face-to-face or online with us is as valuable as possible.

During Your Course and Classes

Changing levels

Students can change levels but only if the Director of Studies agrees. Your teachers may recommend a change of levels after a progress test, but if you would like to change your level at any other time, please speak to the Director of Studies. Before any change is approved, you will be invited to discuss your progress with the Director of Studies and your teachers.

Coursebooks and resources

All students are required to have a coursebook(if studying more than 2 weeks), which can be purchased from the office for £35/term. You may be required to buy more than one book, depending on your course and the length of your stay. Your teachers will also provide you with supplementary worksheets and other materials.

Our Study Centre is available for all students at no extra cost. It is designed to provide an area where you can study in your own time and at your own pace, with access to a wide range of resources.

We offer many different resources, including:

- A wide selection of course textbooks
- A range of examination, self-study and practice materials
- A variety of listening materials
- A graded readers' library
- A range of specially designed task sheets
- A suite of language learning software
- Details of websites for language learning and general information

Mobile phones

Do not use your mobile phones in class. Switch them off during lessons, unless your teacher asks you to use it.

Food and drink

You may take bottled water into class. No other food or drink is allowed in the classroom.

Attendance and Holidays

Attendance

It is important to attend all your classes, and to arrive on time. **If you are absent, you must inform the office.** You can contact the school office by phone or email.

If you are taking one-to-one lessons and you need to cancel a class due to illness, you must inform the school the day before or before 09:00 on the day of the class.

If you are absent from school for two days in one week and you do not contact us, we will try to get in touch with you by phone or email. If we are not able to reach you, we will contact the person identified as your emergency contact.

All students must attend at least 80% of their lessons in order to receive a certificate of attendance. If your attendance falls below 80%, you will be asked to attend a meeting with the Director of Studies. If your attendance does not improve, you will be given a spoken warning. If it still does not improve, you will be given a written warning. If, after both warnings, you do not start attending regularly, you will be given a final warning.

Lateness

Please arrive at your class on time. If you are more than fifteen minutes late, you may be asked to wait until the break. If you are having problems travelling to school, please try to contact us. This helps the teachers plan effectively. If you are consistently late for your lessons, the Director of Studies will speak to you.

Booking holiday

Missed classes cannot be recovered, and the start and end dates of your course will be decided at the time of registration. You may request one week's holiday if you book at least one week in advance. If you want to book a holiday, you must fill in the holiday booking form. Holidays must be for a full week from Monday to Friday. You can take a maximum of 2 weeks holiday per term.



Health and Safety

Good manners

It is very important that all of us feel comfortable and safe at the school. Let's think of individual and cultural differences when communicating with others. If you are made to feel uncomfortable by anyone in the school, please speak to us in the school office immediately.

Smoking

Please do not smoke anywhere in the school. This includes electronic cigarettes. Smoking is illegal in any public building in the UK.

Drugs and alcohol

No drugs or alcohol are allowed in the school and students must never be under the influence of drugs or alcohol in class. Please be aware of UK drug laws so you do not break the law during your stay.

Theft

Do not take items that do not belong to you without permission, even if you plan to return them later.

E-safety policy

When using online devices, you should **NOT**:

- Put online any text, image, sound, or video that could upset or offend any member of the school community.
- Give out your own personal details, such as mobile phone number, personal e-mail address on social media.
- Disclose any passwords and ensure that your personal data is kept secure and used appropriately.
- Browse, download, upload or distribute any material that could be considered offensive, illegal or discriminatory.

Abusive Behaviour



We will not tolerate abusive behaviour towards students or members of staff. This includes:

- Violence towards students, staff or visitors (including aggressive behaviour which does or does not cause physical injury)
- Threatening behaviour (including the possession of weapons, even if they are hidden)
- Harassment (negative behaviour towards other people which is unwanted, rude, worrying or stressful)
- Damaging, or attempting to damage, school property or the personal property of students or staff
- Rudeness to staff or other students
- Anti-social behaviour (including being drunk and noisy)
- Bullying of any kind (including cyberbullying)
- Unwanted physical contact or inappropriate attention



Contact with school staff

Students should not have any private contact with staff and teachers. This includes exchanging personal email addresses, phone numbers and social media contact details.



Complaints Procedures

If you need to make a complaint...

1 Tell your teacher or a member of the office staff

Safeguarding team will organise a meeting so that you can explain the problem in private and they can understand the situation.

3 Your complaint will be looked closely

We will work hard to make sure that your complaint is investigated without any extra discomfort for you.

5 We will keep records relating to your complaint

We will record all meetings, decisions or actions.

7 You may speak to the Director of Studies or the Director at any time

We try to solve any problems as quickly as possible.

2 The Complaint Form will go to the Director of Studies or the Director

They will try to solve the problem. All complaints will be dealt with privately.

4 A plan of action will be created within two days

The Director of Studies or Director will share this with you as soon as possible.

6 You will be updated by the Director of Studies or the Director

You will be told about any developments relating to your complaint.

Formal complaints

If you are not happy with the response from the Director/Director of Studies, you can use our formal complaints procedure:

- Collect a Complaint Form from the school office and complete it
- Submit the form to the school office
- We will investigate your complaint and you will receive written confirmation of the complaint and any actions taken

If your complaint is not resolved

If you have a serious complaint, and you are not satisfied that your complaint can be resolved by the school, you can contact the British Council or English UK.

British Council Accreditation Unit

- ☎ +44 (0)2076 087 960
- ✉ accreditation.unit@britishcouncil.org
- 🌐 www.britishcouncil.org/education
- 🌐 accreditation/information-studentsagents/student-complaints
- 📍 Bridgewater House
58 Whiteworth Street
Manchester
M1 6BB

English UK

- ✉ info@englishuk.com
- 🌐 www.englishuk.com/en/students/english-in-the-uk/student-complaints-procedure
- 📍 219 St John Street
London
EC1V 4LY

We regularly review policies, procedures and complaints at our Quality Assurance meetings, attended by the Director, the Director of Studies and the Senior Student Officer.



Useful Information

Registering with a doctor

You should register with a doctor if you are staying in the UK for more than 6 months. After you have registered, you will be able to book appointments with the doctor.

For information about where to register, please come to the school office and speak to a member of staff.

If you are staying with a homestay host, you can use your family's doctor as a guest. Please ask your homestay host for more details.

Students on a short term study visa have to pay for NHS healthcare, so you should get personal medical or travel insurance. There are some treatments that are free to all, but for more information please come to the school office and speak to a member of staff.

If you have not registered with a doctor and need to see someone quickly, you can go to the Walk-In Centre at Rouen House. You do not need an appointment, but you may have to wait before a doctor can see you.

NHS Walk-In Centre (08:00 to 20:00)

+44 (0) 1603 677 500
Norwich Practices Health Centre
Rouen House
Rouen Road
Norwich
NRI IRB



Registering with a dentist

You should register with a dentist if you are staying in the UK for more than 6 months. You should do this after you have registered with a doctor.

People usually pay for dental care in the UK, but an NHS dentist costs less. You can find a list of NHS dentists on the NHS website.

NHS (Dentist Locations)



www.nhs.uk/service-search/find-a-dentist

Some dentists may say they have no room to take new patients. If this is the case, try another dentist.

You can also register with a private dentist (which costs more than an NHS dentist).

For more information, please come to the school office and speak to a member of staff.

If you have not registered with a dentist and need to see someone quickly, you can go to the Smile Centre and Norwich Community Hospital.

The Smile Centre



+44 (0) 1603 272 350

The Smile Centre
Norwich Community Hospital



Bowthorpe Road
Norwich
NR2 3TU

Medical Emergencies

In school

We have members of staff who are trained in first aid:

- Emily & Jun (student officers)

Tell a member of staff immediately if you or someone else requires first aid.

Outside school

If there is a medical emergency outside school, you must go to 'Accident and Emergency' at Norfolk and Norwich University Hospital, or call 999 if you require an ambulance.

Norfolk and Norwich
University Hospital



Colney Lane
Norwich
NR4 7UY

01603 286286



999 (emergencies only)

Please do not call 999 or go to Accident and Emergency unless it is an emergency.


Banks and money

As it can be difficult for visiting students to open a full UK bank account, we recommend using Monzo or Revolut, an online UK bank account provider that focuses on services for foreign and international students. Students can sign up to receive a UK sort code and account number, contactless card, and banking app in under two minutes online. For more information, or if you need to open a full UK bank account, please come and speak with us in the school office.

Monzo

 <https://monzo.com/>

Revolut


 <https://www.revolut.com/>

Post office

The nearest Post Office locations to the school can be found at WH Smith on St Stephens Street, or at Roys on Magdalen Street.


Post Office (Roys)


 +44 (0)1603 667 113

 www.postoffice.co.uk
77-78 Magdalen Street

 Norwich
NRI 1AA

Post Office (WH Smith)

 +44 (0)3456 112 970

 www.postoffice.co.uk
31/33 St Stephens Street


 Norwich
NRI 3QP


Library

The library is open everyday. You can borrow books, use computers and study there for free.

Norfolk and Norwich Millennium Library

 +44 (0)1603 774 777

 <https://theforumnorwich.co.uk/visit-us/norfolk-norwich-millennium-library>

The Forum
Millennium Plain
 Norwich
NR2 1AW

Insurance

We advise all students to arrange medical, personal and travel insurance before travelling to UK.

Legal issues

For legal advice you can go to the Citizens Advice Bureau (The Forum).

Citizens Advice Bureau



+44 (0)800 144 8848



www.citizensadvice.org.uk

Police

If you need the police and it is not an emergency, the nearest police station is Bethel Street Police Station.

Bethel Street Police Station (09:00 to 18:00)



Bethel Street Police Station
Bethel Steet
Norwich
Norfolk
NR2 1NN

Age restrictions and related sales

There are limitations to what you can purchase in the UK:

- **Alcohol, tobacco and cigarettes:** You must be over the age of eighteen (18) to buy tobacco or cigarettes, to buy alcoholic drinks or to drink them on licensed premises (pubs, bars etc.). If you look under 25 years old, your age will be checked, so be prepared and bring a form of photo ID (passport, driving licence etc.).
- **Drugs:** The penalty for illegal drug use depends on the type of drug and the quantity found in somebody's possession. For more information, please see the UK Government's website.

UK drugs information



[www.gov.uk/
penalties-drug-possession-dealing](http://www.gov.uk/penalties-drug-possession-dealing)

Motoring offences

Foreign drivers are expected to know and to follow the British Highway Code. The most serious driving offences include driving after consuming alcohol, reckless driving and driving without insurance. Please remember that in the UK you must drive on the left hand side of the road. For more information about the British Highway Code, please see the UK Government's website.

The Highway Code



www.gov.uk/the-highway-code

What To Do in an Emergency

Fire and evacuation procedures

The building is equipped with fire alarms which are carefully maintained and tested every month. There is a fire drill every term, or approximately every 12 weeks.

The school operates a no smoking policy throughout its buildings and shared spaces.



If you hear the fire alarm, do not panic!



If you are in class...



If you are not in class...



Follow your teacher to the fire assembly point. Do not stop to collect any personal belongings.



Follow the green fire exit signs. Do not stop to collect any personal belongings.



2 Wait quietly at the fire assembly point. The staff and Fire Marshall will check everybody is present. Do not enter the building again until you are told it is safe to do so.



Norwich Study Centre

FLYING CLASSROOMS

 www.flyingclassrooms.co.uk

 01603 619091

 info@flyingclassrooms.co.uk

 [flyingclassrooms](https://www.facebook.com/flyingclassrooms)

 [@FClassrooms](https://twitter.com/FClassrooms)

 [norwichstudycentre](https://www.instagram.com/norwichstudycentre)

 [norwichstudycentre](https://www.youtube.com/norwichstudycentre)

